



856-848-4998

FOR APPOINTMENTS

Patient Name: \_\_\_\_\_

Send report to: \_\_\_\_\_

Reason for Exam: \_\_\_\_\_

ICD-9 CODE(S): \_\_\_\_\_

Ordering clinician: \_\_\_\_\_

For ordering guidelines, see <http://www.boothradiology.com/guidelines.htm>

**OFFICE LOCATIONS**

**WOODBURY**

Kings Hwy & Princeton Ave  
856-848-4998

**WASHINGTON TWP**

Severan Professional Mews  
Suite 105  
Hurville-Crosskeys Road  
856-589-6646

**STRATFORD**

113 East Laurel Road  
856-566-2552

**MRI at UNDERWOOD**

UMH Medical Arts Bldg  
Suite 19  
52 W. Red Bank Avenue  
Woodbury  
856-848-4998 x3781

**ALL LOCATIONS:**

- CT
- MRI/MRA
- Ultrasound/Vascular ultrasound
- Digital Mammography with CAD
- X-Ray and Fluoroscopy
- Echocardiography
- Bone densitometry (DEXA)
- ALSO AT WASHINGTON TWP:
- PET-CT, Nuclear Medicine
- Cardiac Stress testing
- CT Coronary Angiography
- 1.5 Tesla Open MRI

**MRI**

- w/o gadolinium
- with and w/o gadolinium
- \_\_\_\_\_

- Brain  Brain/IAC w & w/o gad
- Neck
- Orbits
- Pituitary w & w/o gad
- Cervical spine
- Thoracic spine
- Lumbar spine
- Extremity (specify)  
R L \_\_\_\_\_
- Abdomen
- Pelvis
- Breast R L  
 Bilateral
- Chest
- MR arthrography  
Joint: \_\_\_\_\_

Other: \_\_\_\_\_

- MRA Brain w/o gad

**MRA w & w/o gad (check below)**

- MRA Neck
- MRA Neck and Brain
- MRA Renal
- MRA Aorta and runoff
- MRA other \_\_\_\_\_

**CT**

- Head w/o contrast
- Head w & w/o contrast
- Head w contrast
- Sinuses
- Soft tissue neck
- Chest
- Abdomen
- Pelvis
- Abdomen & Pelvis**
- Abdomen/Pelvis with contrast
- Abdomen w & w/o, Pelvis w
- CT Stone study (w/o contrast)
- CT Urogram (Abd/Pelvis w & w/o & coronal reformats/Vol rendered)
- CT Spine (specify)  
\_\_\_\_\_

- with sagittal and coronal reconstruction

- CT extremity  
\_\_\_\_\_

- Other/Comments: \_\_\_\_\_

**CT Angiography (w & w/o contrast)**

- Neck (carotid)
- Brain
- Chest
- Thoracic aorta
- Pulmonary embolism
- Abdominal aorta

Other: \_\_\_\_\_

- with IV contrast
- w/o IV contrast
- with and w/o IV contrast

**ULTRASOUND**

- Abdomen
- RUQ
- Renal
- Renal/bladder
- Abdominal aorta
- Pelvis
- Pelvis w transvag if needed
- Fetal age
- Fetal age w transvag if needed
- Thyroid
- Scrotal/testicular
- Abdominal Doppler
- Sonohysterography
- Carotid duplex
- Venous duplex leg R L Both
- Venous duplex arm R L
- Noninvasive lower extremity arterial with duplex US if needed
- Other: \_\_\_\_\_

**NUCLEAR MED/PET CT**

- PET CT oncology
- PET CT whole body
- PET CT brain
- Bone scan whole body
- Bone scan three phase
- Thyroid scan and uptake
- Hepatobiliary scan  
 with CCK and GB EF
- Renal scan  
 w lasix  w Captopril
- Lung scan VQ
- Comments: \_\_\_\_\_
- Parathyroid scan
- Liver spleen scan
- Other: \_\_\_\_\_

**X RAY / FLUOROSCOPY**

- Chest PA/LAT
- Chest 1 view
- Cervical spine
- Thoracic spine
- Lumbar spine
- Pelvis
- Scoliosis
- Bone age
- Soft tissue neck
- Paranasal sinuses
- KUB
- Abdomen 1 view
- Obstruction series
- Esophagram
- UGI
- UGI/SBFT
- Small bowel only
- Barium enema
- Extremity R L
- Specify: \_\_\_\_\_
- Other/comments: \_\_\_\_\_

**WOMEN'S IMAGING**

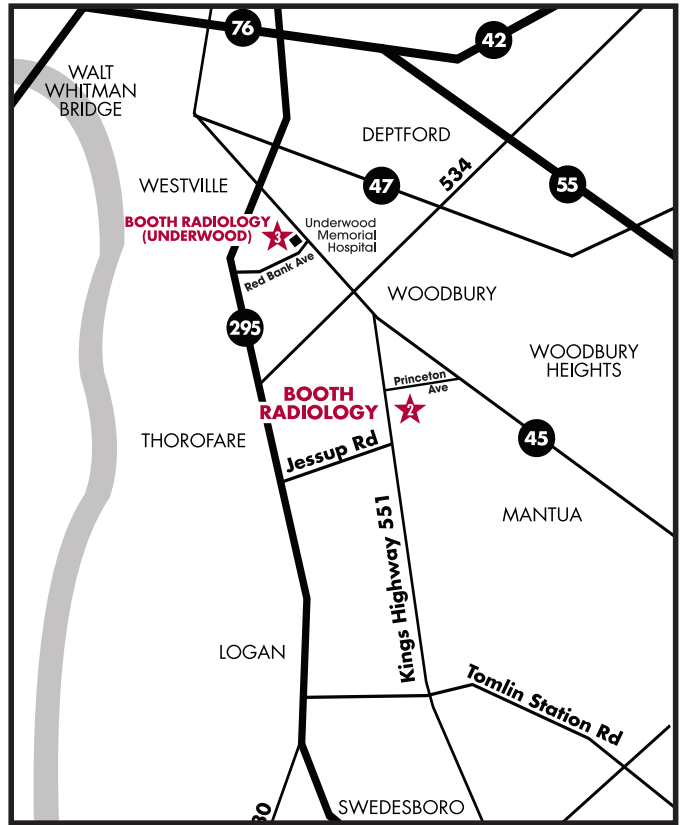
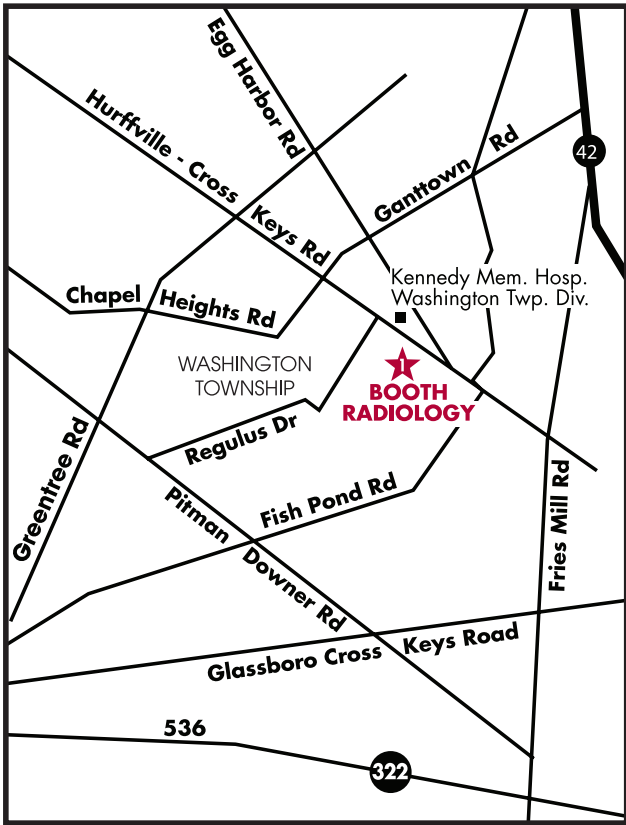
- Mammography screening, digital with CAD
- Mammography diagnostic R L Both  
 Ultrasound if needed
- Breast ultrasound R L Both
- DEXA  DEXA with IVA

**CARDIAC IMAGING**

- Nuclear med SPECT rest/stress with EF
- MUGA
- Resting SPECT
- Echocardiography, transthoracic
- CT Coronary angiography 64 slice

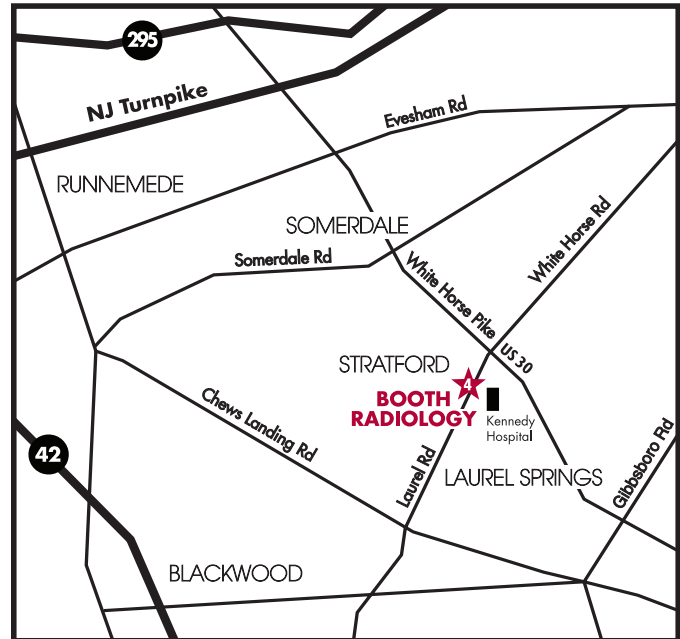


A Legacy of Imaging Excellence, since 1948



**LOCATIONS**

- 1 Washington Township**  
Severan Professional Mews  
Suite 105, Hurffville - Cross Keys Road  
Sewell, NJ 08080
- 2 Woodbury Office**  
Kings Hwy. & Princeton Ave.  
Woodbury, NJ 08096
- 3 Booth MRI at Underwood**  
Medical Arts Bldg.  
52 W. Red Bank Ave., Suite 19  
Woodbury, NJ 08096
- 4 Stratford Office**  
113 East Laurel Road  
Stratford, NJ 08084



856-848-4998

FOR APPOINTMENTS